



# ANATOMY-LINE



# anatomy line



Insole blanks, enabling the option to easily and effectively make indication-related additions – both biomechanical and impulse-enhancing.

The new product line is characterized by its anatomical last shape and guarantees an extra level of comfort.








The template lasered on the underside allows you to save workshop time and to be able to make all prescription-relevant additions.



by Stefan Woltring



### Model overview

		Anatomical last	Flat foot / bow foot	Hollow foot / bow foot	Splayfoot / Metatarsalgia	Splayfoot / Splayfoot	Hallux rigidus	Morton's neuralgia	Gonarthrosis / knee complaint	EXPRESSSTOCK
<b>SUPPORTING</b>	 WO1-511	✓	✓	✓	✓				✓	✓
	 WO2-511	✓	✓	✓	✓	✓			✓	
	 WO 4-653 KIDS	✓	✓	✓	✓	✓			✓	
<b>BEDDING</b>	 WO 131 blue	✓	✓	✓	✓		✓	✓	✓	✓
	 WO 132 blue	✓	✓	✓	✓	✓	✓	✓	✓	✓
	 WO 134 KIDS	✓	✓	✓	✓	✓	✓	✓	✓	✓
	 WO 139	✓	✓	✓	✓	✓	✓	✓	✓	✓

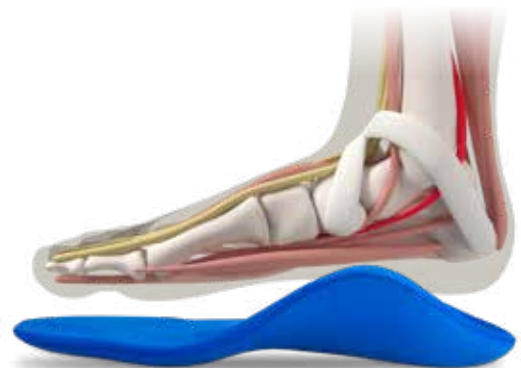




# 100% anatomy

→ **The anatomical features of the foot regions are reflected in the surface profile of the insole.**


- ① Embedding the heel trough
- ② Embedding of the Os Metatarsale V and the outer edge of the foot
- ③ Plastic shaping of the ball area
- ④ Embedding of the metatarsophalangeal joint of the big toe
- ⑤ Embedding of the big toe phalanx



## Indications

- **For correcting foot deformities**  
(pes valgus, pes planovalgus, splayfoot, unstable pes cavus)
- **For treating foot pain**  
(heel spur, hallux problems, achillodynia, Morton's neuralgia)
- **For functional symptoms**  
to connect the foot to its overlying joint regions  
(gonarthrosis, knee pain, hip pain, coxarthrosis, low back pain)







# 100% function

In the underside of the blanks there is a lasered template.

- **Lines and proportions** help to customize the insoles according to indications and prescription supplements without much extra effort.
- **The areas of effect** can be supportive, relieving, or sensorimotorically emphasized through supplementation.
- **You decide for yourself** the degree and direction of the mode of action.





**Grit size**

---

Preliminary sanding grit 40  
Fine grinding grit 60-80





# processing

The surface is pre-modeled by the anatomical mold. The finishing of the functional elements is primarily done from the underside of the insole blank. The template reflects all the necessary areas for this purpose. These are variably determined by the material thickness in their intensity. Different areas with varying levels of support and load distribution are created, which are transferred to the unprocessed surface through the material thickness. This indirect transfer avoids break edges and sharp material transitions, enhancing the comfort sensation.

Plastic design can be individually adapted from the outside by heating the plastic at a maximum of 80°C





# your benefits

The anatomical last shape offers noticeably improved wearing comfort.

## Recommendation

Positioning in your multi-level sales concept → **Comfort PLUS**

## Added value and sales pitch:

- **100 % Anatomy**  
100 % comfort guarantee – your patients feel well
- **100 % functionality**  
Individual supplements according to indication – Pain relief for your patients
- **Patented design**  
Your patients get the best standard at a comfortable price

FAQ'S





### First insole blank for effective splayfoot relief!

- Unusually high pad with flat tapered longitudinal arch support → the large surface area ensures maximum pressure redistribution and relieves splayfoot.
- Sufficient material behind the metatarsal heads → No additional work required.

### • First anatomical insole blank!

**Does the standard insole match the anatomical foot profile? → Innovative last shape incorporates bony structures for the first time.**

- Premium PLUS is noticeable → No long adjustment times, feel comfortable right away.
- The orthopedic correction is provided by the insole. → The patient only feels the comfort.

### Is anatomy the same as proprio?

Completely different approach and therapeutic goal – only similar at first glance, as anatomical proportions of the foot predetermine the shape of the insole

- **ANATOMY-LINE** = bedding, corrective, pressure redistributing, foot is embedded circumferentially
- **Proprio** = targeted muscle stimulation and maximum freedom for the foot

### Grinding away is faster than building up and grinding!

Sufficient build-up material and the template make it possible to grind to any shape with little effort. Proportions in laser template ensure consistent quality and labor saving.

### The shortage of skilled workers is a big problem!

- Career changers have manual skills, but no specialist knowledge. → ANATOMY-LINE and the booklet with grinding instructions provide technical assistance.
- Additional semi-skilled workers provide extensive support in work preparation → Responsible foreman only takes on finishing work, control and warranty work

### Positioning in the range: The best conventional insole!

- Therapeutic approach like insole blank supporting, pressure redistributing and bedding.
- Purchase price like conventional blank
- Positioning in the range → Comfort Plus blank
- Plus an Comfort → Recommended statutory co-payment
- Better profit margin → Efficiency and time saving due to anatomical shape and template

### Grind to size in 10–15 minutes!

- Intensity and material resistance can be varied by grinding to size
- Template ensures consistent proportioning and quality in the individual sizes







# kids' last

## What is different about the kids last and why?

Children are much more willing to accept corrections like to the arch of their foot as right even if the sensation feels intense and unfamiliar. This is because:

- Their connective tissue structures are less firm than adults'.
- The proportional nature of a child's foot is different than in adults.
- Children's feet are still growing and developing.
- Children's feet are more malleable.

The kids Anatomy-Line implements stronger corrections than the comparable adult models, especially in the longitudinal arch of the foot.

The rear foot is narrower. A correctable longitudinal arch follows this narrower course.

The kids Anatomy-Line consistently incorporates these age-appropriate differences into a new last shape. Along the sustentaculum tali, there is a broad, yet slightly elastic support of the longitudinal arch of the foot.





# ANATOMY-LINE Anatomically supportive

The anatomically functional insole blank



**EXPRESSSTOCK**

Manufacturer number:  
030 4L W01 853 1 000 00000



35-48

## STRUCTURE



### CORE SYSTEM WO






- ✓ anatomical shaping of the foot areas in the surface profile
- ✓ Partially elastic bracing core
- ✓ suitable for everyday life and sports
- ✓ Thermoplasticity from approx. 80°C

### APPLICATION

Sensorimotor, Sport, Comfort  
Metatarsalgia

### BILLING INFORMATION

Additional Supination/Pronation Wedge and  
Soft Sole Bedding

 Substructure	Berlen Flex black 1.4 mm + Berlen Flex red 1.8 mm
 Outline form	Slow-soled, unisex
 Cover	Springolon black 1.5 mm (15° Shore A) + Microleather Bio Eco
 Pad	without pad, with pressure
 Hook/Wedge/Lining/Other	without

### INDICATIONS ACCORDING TO PG 08

Pes planovalgus calcaneus flaccid, pes planovalgus transversoplanus, pes cavus, pes transversoplanus with hammer or claw toes, Koehler's disease (I+II)

\* Refers to a reimbursable product group listed in the German Medical Aids Directory

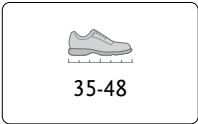


# ANATOMY-LINE Anatomical Supportive Splayfoot

The anatomically functional insole blank for splayfoot complaints



Manufacturer number:  
030 4F W01 853 8 000 00000



## STRUCTURE



### CORE SYSTEM WO






- ✓ anatomical shaping of the foot areas in the surface profile
- ✓ Partially elastic bracing core
- ✓ suitable for everyday life and sports
- ✓ Thermoplasticity from approx. 80°C

### APPLICATION

Sensomotoric, Sports, Comfort, Metatarsalgia

### BILLING INFORMATION

Additional Supination/Pronation Wedge and Soft Sole Bedding

 Substructure	Berlen Flex black 1.4 mm + Berlen Flex red 1.8 mm
 Outline form	Slow-soled, unisex
 Cover	Springolon black 1.5 mm (15° Shore A) + Microleather Bio Eco
 Pad	without pad, with large pressure
 Hook/Wedge/Lining/Other	without

### INDICATIONS ACCORDING TO PG 08

Pes planovalgus calcaneus flaccid, pes planovalgus transversoplanus, pes transversoplanus with hallux valgus, pes cavus, pes transversoplanus with hammer or claw toes, Koehler's disease (I+II)



# ANATOMY-LINE Anatomically supportive *kids*

Anatomically Functional Insole Blank for Children, Colorful



Manufacturer number  
033 3F W03 859 1 000 00000



19/20 - 41/42

## STRUCTURE



### CORESYSTEM WO KIDS

- ✓ Anatomical shaping of the Foot areas in the surface profile
- ✓ Partially elastic bracing core
- ✓ suitable for everyday life and sports
- ✓ Thermoplasticity from approx. 80°C

### APPLICATION

Sensomotoric, Sports, Comfort,  
Metatarsalgia

### BILLING INFORMATION

Additional Supination/Pronation Wedge and  
Soft Sole Bedding

💡 Substructure	Berlen Flex black 1.4 mm + Berlen Flex blue 1.4 mm + Berlen Flex black 1.4 mm
👤 Outline form	Slow-soled, unisex
👉 Cover	Springolon black 1,5 mm (15° Shore A) + microfiber printed
👉 Pad	without pad, with pressure
⊕ Hook/Wedge/Lining/Other	without

### INDICATIONS ACCORDING TO PG 08

Skewed flat foot, postoperative care

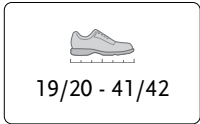


# ANATOMY-LINE Anatomically Soft *kids'*

The anatomically functional insole blank for children



Manufacturer number  
306 3F W04 000 1 000 00000



## STRUCTURE



### CORESYSTEM WO






- ✓ Anatomical shaping of the Foot areas in the surface profile
- ✓ EVA foam with a hardness of 35° Shore A
- ✓ Single layer 15 mm deep drawn
- ✓ Preliminary grinding Grit 40, fine grinding Grit 80

### APPLICATION

Sensomotoric, Sports, Comfort, Metatarsalgia

### BILLING INFORMATION

Additional Supination/Pronation Wedge

 Substructure	Springosoft35 blue 15 mm
 Outline form	Slow-soled, unisex
 Cover	without
 Pad	without pad, with pressure
 Hook/Wedge/Lining/Other	without

### INDICATIONS ACCORDING TO PG 08

Skewed flat foot, postoperative care



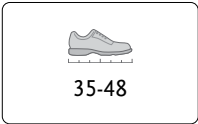
# ANATOMY-LINE Anatomically Soft

The anatomically functional insole blank



**EXPRESSSTOCK**

Manufacturer number:  
306 2L W02 000 1 000 00000



## STRUCTURE



### SUBSTRUCTURE WO

- ✓ anatomical shaping of the foot areas in the surface profile
- ✓ EVA foam in 35° Shore A
- ✓ Single layer 15 mm deep drawn
- ✓ Pre-sanding grain 40, fine sanding grain 80

### APPLICATION

Sensomotoric, Sport, Comfort, Metatarsalgia

### BILLING INFORMATION

Additional supination/pronation wedge

<b>SUBSTRUCTURE</b>	Springosoft35 blue 15 mm
Outline form	Slow-soled, unisex
Cover	without
Pad	without pad, with pressure
Hook/Wedge/Lining/Other	without wedge, without Hook

### INDICATIONS ACCORDING TO PG 08

Pes planovalgus calcaneus flaccid, pes planovalgus transversoplanus, pes transversoplanus with hallux valgus, hallux rigidus with pain from pes transversoplanus, pes cavus, pes transversoplanus with hammer or claw toes, Koehler's disease (I+II)

\* Refers to a reimbursable product group listed in the German Medical Aids Directory



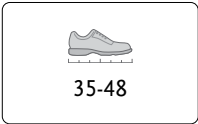


# ANATOMY-LINE Anatomical Soft Splayfoot

The anatomically functional insole blank for splayfoot complaints



Manufacturer number:  
306 2F W02 000 8 000 00000



## STRUCTURE



### SUBSTRUCTURE WO

- ✓ anatomical shaping of the foot areas in the surface profile
- ✓ EVA foam in 35° Shore A
- ✓ Single layer 15 mm deep drawn
- ✓ Pre-sanding grain 40, fine sanding grain 80

### APPLICATION

Sensomotoric, Sport, Comfort, Metatarsalgia

### BILLING INFORMATION

Additional supination/pronation wedge

Substructure	Springosoft35 blue 15 mm
Outline form	slow-soled, Unisex
cover	without
Pad	without pad, with large pressure
Hook/Wedge/Lining/Other	without wedge, without hook

### INDICATIONS ACCORDING TO PG 08

Pes planovalgus calcaneus flaccid, pes planovalgus transversoplanus, pes transversoplanus with hallux valgus, hallux rigidus with pain from pes transversoplanus, pes cavus, pes transversoplanus with hammer or claw toes, Koehler's disease (I+II)

\* Refers to a reimbursable product group listed in the German Medical Aids Directory



# ANATOMY-LINE Anatomic Combi

The anatomically functional insole blank



**EXPRESSSTOCK**

Manufacturer number:  
300 2L 139 000 1 000 00000



35-48

## STRUCTURE



### SUBSTRUCTURE WO

- ✓ anatomical shaping of the foot areas in the surface profile
- ✓ EVA combi foam vulcanized in 52° + 25° Shore A
- ✓ Two-layer 14 mm deep-drawn
- ✓ Pre-sanding grain 40, fine sanding grain 80

### APPLICATION

Sensomotoric, Sport, Comfort, Metatarsalgia

### BILLING INFORMATION

Additional supination/pronation wedge

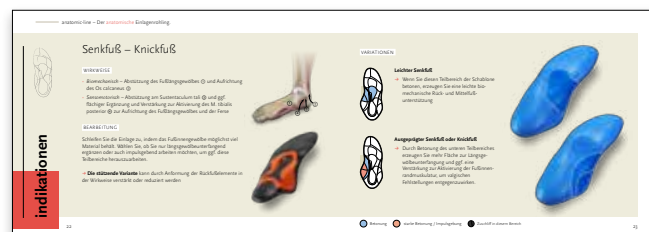
Substructure	Diapower 14 orange/black 14 mm
outline shape	slow-soled, unisex
Cover	without
Pad	without pad, with pressure
Hook/Wedge/ Lining/ Other	without wedge, without Hook

### INDICATIONS ACCORDING TO PG 08

Pes planovalgus calcaneus flaccid, pes planovalgus transversoplanus, pes transversoplanus with hallux valgus, hallux rigidus with pain from pes transversoplanus, pes cavus, pes transversoplanus with hammer or claw toes, Koehler's disease (I+II)

\* Refers to a reimbursable product group listed in the German Medical Aids Directory

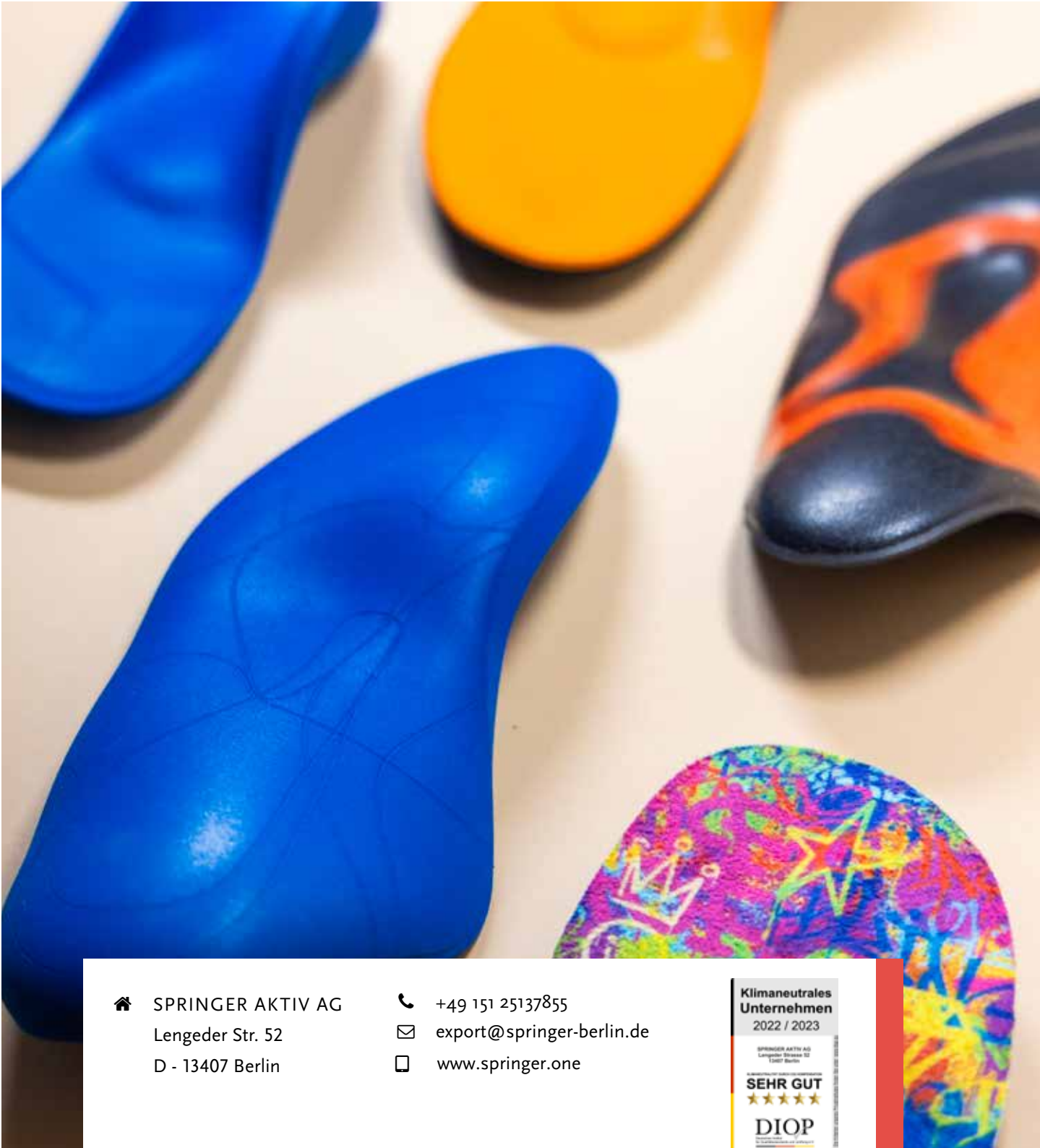
→ With first order of the anatomical models **free of charge**:  
Booklet with grinding instructions for indications











🏠 **SPRINGER AKTIV AG**  
Lengeder Str. 52  
D - 13407 Berlin

☎ +49 151 25137855  
✉ [export@springer-berlin.de](mailto:export@springer-berlin.de)  
📱 [www.springer.one](http://www.springer.one)

